UHF RFID · 860–960 MHZ · ON-METAL PCB TAG

IDTS-P1207-25

A 12 × 7 × 2.5 mm UHF PCB tag that bonds onto small metal equipment; up to 80 cm.

M4QT chip | EPC Gen2 / 18000-6C | On-metal PCB | Up to 80 cm | Bonds on, no drilling

Bond-on reach for small metal housings.

The **Identium IDTS-P1207-25** is a 12 × 7 mm UHF PCB tag, 2.5 mm thick, with an M4QT chip. It is the size to choose when you want more range than the micro tags from a footprint that still fits a small housing.

Rated up to 80 cm, it lets a handheld user pick up the tag from a standing position. It bonds on with industrial adhesive or epoxy, or sits in a shallow pocket, so instrument cases, pump bodies and control boxes stay undrilled.



80 cm	12 × 7	2.5 mm	860–960	865–868
Rated read range, up to	mm footprint	Thickness	MHz, EPC Gen2	MHz, India UHF band

WHAT IT DOES

Read, bond and encode

READ
M4QT chip, 860–960 MHz

- EPC Class 1 Gen2 / 18000-6C
- Covers India's 865–868 MHz
- Rated up to 80 cm
- Read from a standing position

BOND
Adhesive, epoxy or a pocket

- Industrial adhesive or epoxy
- Or set in a shallow pocket
- Full face on the metal
- No drilling into the housing

ENCODE
Your asset number in the EPC

- Write it on a desktop reader
- Audit with a UHF handheld
- Test on one asset first
- Linked to your register

WHERE IT WORKS

Where the tag goes

Enclosures
Metal enclosures

Pumps, machines
Small machines and pumps

Hand tools
Bonded onto tools

Lab equipment
Lab and test equipment

Instrument cases
Cases kept undrilled

Asset registers
Asset management

HOW IT WORKS

From a tagged metal asset to your records

Your assets
Instrument cases, small pump bodies, control boxes and enclosures

IDTS-P1207-25
UHF ON-METAL PCB TAG
- Bonds flat onto the metal
- Holds your number in the EPC
- Answers Gen2 readers, 865–868 MHz
- Read at up to 80 cm
- Read from a standing position

UHF reader
Handheld for audits; desktop reader for encoding, 865–868 MHz

Your software
Asset register, maintenance or your own system

Readers for close-range work
UHF handheld readers for shelf and tool-board checks; desktop readers to encode tags before fitting.

WHY THE IDTS-P1207-25

More reach from a small footprint

Rated up to 80 cm
Read from a standing position instead of touching each item; reader, antenna and metal set the distance on site.

12 × 7 mm footprint
More range than the micro tags while still fitting small housings, tools and test equipment.

Bonded, no drilling
Industrial adhesive or epoxy, or a shallow pocket, so nothing passes through the asset.

Suits sensitive housings
Instrument cases, pump bodies, control boxes and electrical enclosures keep their surface intact.

Designed for metal
An on-metal UHF PCB tag for direct mounting on metal surfaces.

Standard Gen2 air interface
EPC Class 1 Gen2 / ISO 18000-6C; any Gen2 UHF reader on India's 865–868 MHz band reads it.

Encode at the desk
A UHF desktop reader writes your asset numbers; a UHF handheld then suits audits.

Neighbouring sizes
Compare the screw-fixed P1005-20 and P1307-30 on page 3 to match each asset.

CHIP AND MEMORY

Air interface and memory

PARAMETER	IDTS-P1207-25	NOTES
Chip	M4QT	Read and written over EPC Gen2
Air interface	EPC Class 1 Gen2 / ISO 18000-6C	Standard UHF handheld, desktop and fixed readers
Frequency	860–960 MHz	Covers India's 865–868 MHz band
Read range	Up to 80 cm	Depends on reader, antenna and mounting
Mounting	Directly on metal	Industrial adhesive or epoxy, or a shallow pocket

Read range is the listed maximum; reader power, antenna, angle and the metal surface set the distance on site.

AT A GLANCE
- 12 × 7 × 2.5 mm, bonded with adhesive or epoxy
- Rated up to 80 cm with a UHF handheld
- EPC Gen2 across 860–960 MHz, India band included

SUPPLIED AS
- IDTS-P1207-25 on-metal PCB tags in the quantity you order
- Encode your asset numbers on a UHF desktop reader before fitting

ORDERING

IDTS-P1207-25	UHF on-metal PCB tag, 12 × 7 × 2.5 mm, M4QT chip, bonded fixing.

SPECIFICATIONS

Technical data

RF AND CHIP	
Frequency	860–960 MHz (covers India's 865–868 MHz band)
Protocol	EPC Class 1 Gen2 / ISO 18000-6C
Chip	M4QT
Read range	Up to 80 cm; depends on reader and mounting

FIXING	
Method	Industrial adhesive or epoxy
Alternative	Seated in a shallow pocket
Fit	Full face in contact with the metal

MECHANICAL	
Dimensions	12 × 7 × 2.5 mm
Shape	Rectangular
Type	On-metal UHF PCB tag

ENCODING AND READING	
Encoding	UHF desktop reader, before fitting
Readers	EPC Gen2 / ISO 18000-6C UHF readers on 865–868 MHz
Data	Your tool or asset number in the EPC

WHICH SIZE?

Three small on-metal PCB tags

	IDTS-P1005-20	IDTS-P1207-25	IDTS-P1307-30
Size	10 × 5 × 2 mm	12 × 7 × 2.5 mm	13 × 7 × 3 mm
Chip	M4QT	M4QT	H9
Read range	Up to 60 cm	Up to 80 cm	Up to 100 cm
Fixing	2 mm aperture: screw, pin or rivet	Bonded with adhesive or epoxy	2 mm aperture: screw, pin or rivet
Best for	Tool holders and jigs with little room	Enclosures and cases kept undrilled	Gauges and jigs read at arm's length

MECHANICAL

Dimensions



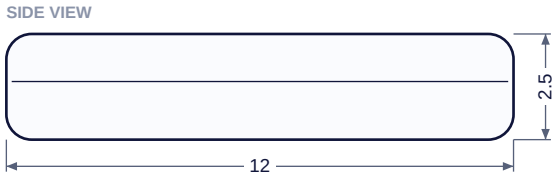

Top and side views, mm. Bonded fixing.

Test it on one of your assets.

Ask for a quotation with the quantity, and tell us the equipment you are tagging and the reader you use; a sample on your own asset shows the range on site.

www.indiarfidstore.com
marketing@indiarfidstore.com
+91 70110 01472

Read range depends on the card or tag, its size and the environment. Specifications are indicative and may change without notice; confirm details for your order in the quotation.