UHF RFID · 860–960 MHZ · ON-METAL PCB TAG

IDTS-P1005-20

A 10 × 5 × 2 mm UHF PCB tag with a 2 mm hole, for screwing onto small metal tools.

M4QT chip | EPC Gen2 / 18000-6C | On-metal PCB | Up to 60 cm | 2 mm fixing hole

A tiny tag you can screw in place.

The **Identium IDTS-P1005-20** keeps a 10 × 5 mm footprint, 2 mm thick, and adds a 2 mm aperture, so a small screw, pin or rivet holds it on tools that see oil, coolant and handling. It carries an M4QT chip and is made for metal.

Rated up to 60 cm on EPC Class 1 Gen2 / ISO 18000-6C, it lets a tool-room attendant read holders on a rack or trolley shelf without picking each one up, which speeds shift-end counts and issue-return checks.



60 cm — Rated read range, up to

10 × 5 — mm footprint

2 mm — Thickness

2 mm — Fixing hole (aperture)

865–868 — MHz, India UHF band

WHAT IT DOES

Read, fix and encode

READ
M4QT chip, 860–960 MHz

- EPC Class 1 Gen2 / 18000-6C
- Covers India's 865–868 MHz
- Rated up to 60 cm
- Read on the rack or shelf

FIX
2 mm aperture

- Small screw, pin or rivet
- Flat area of 10 × 5 mm
- Snug, without over-tightening
- Adhesive beneath if it vibrates

ENCODE
Your tool number in the EPC

- Write it on a desktop reader
- Or ask for custom encoding
- Verify with your handheld
- Linked to your tool records

WHERE IT WORKS

Where the tag goes

Tool holders — Holders on racks and trolleys

Jigs, fixtures — Jigs and fixtures

Hand tools — Small metal hand tools

Tool crib — Issue and return checks

Shift-end counts — Holders read on the shelf

Machine parts — Small machine parts

HOW IT WORKS

From a tagged metal asset to your records

Your assets
Tool holders, jigs, fixtures, hand tools and small machine parts

→

IDTS-P1005-20
UHF ON-METAL PCB TAG
- Screws or rivets onto the metal
- Holds your tool number in the EPC
- Answers Gen2 readers, 865–868 MHz
- Read at up to 60 cm
- Read on the rack or trolley shelf

→

UHF reader
Handheld along a rack or trolley shelf; desktop reader to encode

→

Your software
Tool crib, issue-return or your own system

Readers for close-range work
UHF handheld readers for shelf and tool-board checks; desktop readers to encode tags before fitting.

WHY THE IDTS-P1005-20

Small, screw-fixed and readable

A mechanical fixing
The 2 mm aperture takes a small screw, pin or rivet, holding the tag where oil, coolant and handling are part of the job.

A 10 × 5 mm footprint
Sized for small tool holders, jigs and fixtures with little flat area to spare.

Rated up to 60 cm
Read holders on a rack or trolley shelf without picking each one up; reader and metal set the exact distance.

Faster tool-room counts
Shelf reads speed up shift-end counts and issue-return checks at the tool crib.

Designed for metal
An on-metal UHF PCB tag for direct mounting on metal tools, holders and fixtures.

Standard Gen2 air interface
EPC Class 1 Gen2 / ISO 18000-6C across 860–960 MHz, read by UHF readers on India's 865–868 MHz band.

Custom EPC encoding
Ask for your tool numbers to be encoded with your quotation, or write them in-house with a UHF desktop reader.

Part of a size range
Compare the P1207-25 and P1307-30 on page 3 to match each tool or holder.

CHIP AND MEMORY

Air interface and memory

PARAMETER	IDTS-P1005-20	NOTES
Chip	M4QT	Read and written over EPC Gen2
Air interface	EPC Class 1 Gen2 / ISO 18000-6C	Standard UHF handheld, desktop and fixed readers
Frequency	860–960 MHz	Covers India's 865–868 MHz band
Read range	Up to 60 cm	Depends on reader, antenna and mounting
Mounting	Directly on metal	Small screw, pin or rivet through the 2 mm aperture

Read range is the listed maximum; reader power, antenna, angle and the metal surface set the distance on site.

AT A GLANCE
- 10 × 5 × 2 mm with a 2 mm aperture for screw, pin or rivet
- Rated up to 60 cm, read on the rack or shelf
- Custom EPC encoding on request

SUPPLIED AS
- IDTS-P1005-20 on-metal PCB tags in the quantity you order
- Custom EPC encoding with your tool numbers on request

ORDERING

IDTS-P1005-20 — UHF on-metal PCB tag, 10 × 5 × 2 mm, M4QT chip, 2 mm aperture.

SPECIFICATIONS

Technical data

RF AND CHIP	
Frequency	860–960 MHz (covers India's 865–868 MHz band)
Protocol	EPC Class 1 Gen2 / ISO 18000-6C
Chip	M4QT
Read range	Up to 60 cm; depends on reader and mounting

FIXING	
Aperture	2 mm
Fasteners	Small screw, pin or rivet
Surface	Flat metal area of at least 10 × 5 mm

MECHANICAL	
Dimensions	10 × 5 × 2 mm
Shape	Rectangular
Type	On-metal UHF PCB tag

ENCODING AND READING	
Encoding	UHF desktop reader, or custom encoding on request
Readers	EPC Gen2 / ISO 18000-6C UHF readers on 865–868 MHz
Data	Your tool or asset number in the EPC

WHICH SIZE?

Three small on-metal PCB tags

	IDTS-P1005-20	IDTS-P1207-25	IDTS-P1307-30
Size	10 × 5 × 2 mm	12 × 7 × 2.5 mm	13 × 7 × 3 mm
Chip	M4QT	M4QT	H9
Read range	Up to 60 cm	Up to 80 cm	Up to 100 cm
Fixing	2 mm aperture: screw, pin or rivet	Bonded with adhesive or epoxy	2 mm aperture: screw, pin or rivet
Best for	Tool holders and jigs with little room	Enclosures and cases kept undrilled	Gauges and jigs read at arm's length

MECHANICAL

Dimensions



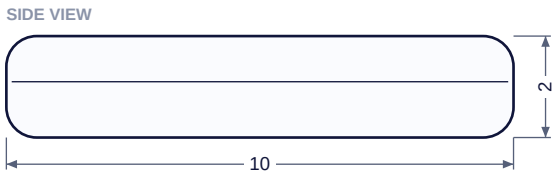

Top and side views, mm. 2 mm aperture.

Try a sample on your tool holders.

Ask for a quotation with the quantity and any custom EPC encoding, and tell us the tools or holders you are tagging and how you read them.

www.indiarfidstore.com
marketing@indiarfidstore.com
+91 70110 01472

Read range depends on the card or tag, its size and the environment. Specifications are indicative and may change without notice; confirm details for your order in the quotation.